

**Hello! I'm Buster the Bus!**



**Get ready to take  
a trip on the bus!  
You'll learn how to  
get where you  
want to go  
safely and  
easily...**



**You can find Buster on every page!  
Sometimes it's easy... sometimes not.  
Can you find Buster?**



**OmniTrans** Connecting Our Community.



I'll be your buddy along the way. Here we go...




## THE BUS BOOK: YOUR GUIDE TO ADVENTURE!


Ask your mom or dad to call our Information Center  
at 1-800-9-OMNIBUS (1-800-966-6428)...



Omnitrans can help you plan for your trip. We'll even send you a free  
Bus Book that has schedules and maps for all our routes.



**WEBSITE:** Or you can get all the information you need... online!  
Go to the Omnitrans website at **WWW.OMNITRANS.ORG!**



**ROUTE MAPS:** In the Bus Book and on the website, you can find route maps. They are also posted at many bus stops.



The maps will show you where there are bus stops and various major points of interest.



**BUS FARES:** In addition to cash, there are also 1-day, 7-day, and 31-day passes AND passes especially for students, seniors, and persons with disabilities.

**CATCHING THE BUS:** Be sure to wait for the bus at the bus stop sign. Does the electronic sign on the front of the bus match where you want to go? If you're not sure, just ask the driver.



Have your bus pass or exact change ready.




## **GETTING ON THE BUS:**

- Wait at the bus stop sign safely away from the street.
- Watch your step when boarding.
- Place your fare in the farebox next to the driver.




## **RIDING THE BUS SAFELY AND EASILY:**

- Take a seat towards the rear of the bus, leaving the front seats open for passengers with disabilities or elderly passengers.
- Don't distract the driver with loud noises – shouting or stereos.
- Keep your arms, legs, and personal items out of the aisle.
- In order to make the trip fun and safe for everybody, eating, drinking, and smoking are not allowed onboard.








**ME  
WITH  
S!**


**Pick a location above and see how you can  
get from one to another!**





**DESTINATIONS:** You can get so many places on the bus!  
Visit friends and do some shopping at the mall. Study at the library.  
So many possibilities!

**TRANSFER POINTS:** Omnitrans goes to transfer centers where you can catch another bus or even hop on the Metrolink train!





## GETTING OFF THE BUS:


- When you get near your destination, tell the driver you want to get off by pushing the yellow signal strip.



- After the bus stops completely and the driver opens the doors, exit calmly.
- Never try to open the doors yourself or try to prevent them from closing.


- Wait until the bus pulls away, watch for cars, and cross the street only at a crosswalk.






**CLEAN AND SAFE:** Omnitrans takes great pride in keeping our buses clean, safe, and in good repair.

**THE ENVIRONMENT:** When you ride Omnitrans, you're helping to reduce pollution by taking smog-producing cars off the road. The buses are powered by natural gas which helps create less smog too.



I hope you enjoyed our bus journey together, and I know your next trip will be just as much fun.



And I hope to see you at some upcoming community events...

Learn more about Buster's community event appearances and find out how to schedule a visit to your school from the Travel Training Bus! Check out:

**WWW.OMNITRANS.ORG**

Also, find us on Facebook!



**You can get so many  
places on the bus!**

- Find out where to get bus schedules!
- Learn how to ride the bus.
- Find out how riding the bus helps the environment!

**And have a lot of fun along the  
way with BUSTER THE BUS!**



Call toll free:  
**1-800-9-OMNIBUS**  
(1-800-966-6428)  
Visit our website:  
**WWW.OMNITRANS.ORG**

 **OmniTrans**